



EMPLOYEE EXPERIENCE PLUGINS

Live-Plugin

Release Notes Version 2.0.0

Live Plugin

Content Version 2.0.0

NEW FEATURES



- Possibility of streaming via webcam (Web-RTC)
- Live Stream Statistics
- Possibility to add a poster image

IMPROVEMENTS



- Redesign of the editor's view

01

NEW FEATURES

Possibility of streaming via webcam (Web-RTC)

PROBLEM

Until now, it was not possible for editors to perform live streaming in an easy way without additional video software and technical know-how.

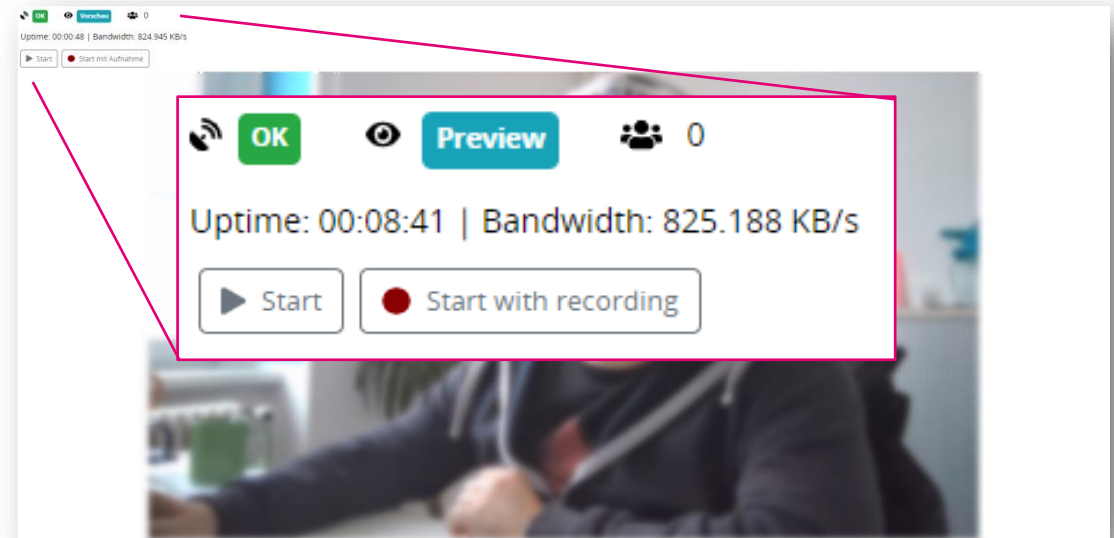
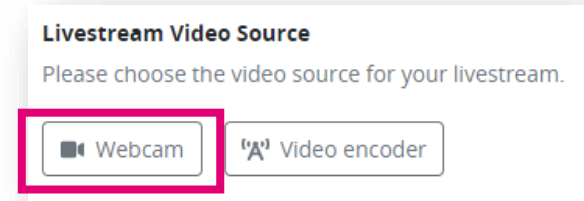
The live plug-in could only be operated with additional software.

NEW FEATURE

Editors of the plug-in now have the option to **add a stream directly from the webcam of their PC, tablet or smartphone** as part of the stream configuration.

For this purpose, there is the new option of the webcam stream. **The webcam and the microphone of the device are used for the stream.** The streaming is controlled in a separate browser window*.

*Note: To use the function, the browser will request authorization for the camera and microphone.



Live Stream Statistics

PROBLEM

For editors of the Live Plugin, only the total number of users who viewed the live stream was visible.

There were no other statistics for evaluating the live stream.

NEW FEATURE

During the livestream, editors can now see the users that are currently connected.

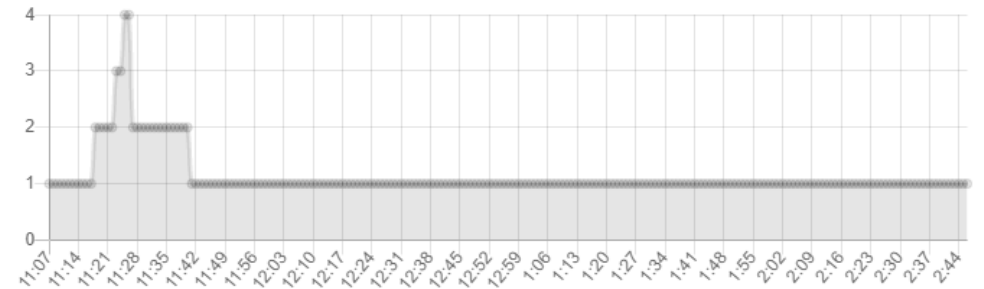
In addition, editors now also receive **detailed statistics on the access numbers over time after the livestream**. The statistics are shown separately for views and users.

Also new is the **statistic about the views of the on-demand recording***, if it is provided.

*Note: These statistics are only visible if the live stream has been recorded and is accessed in on-demand mode.

Analytics

 5 views of the livestream from 4 users



 3 views of the on demand video from 3 users

Possibility to add a poster image

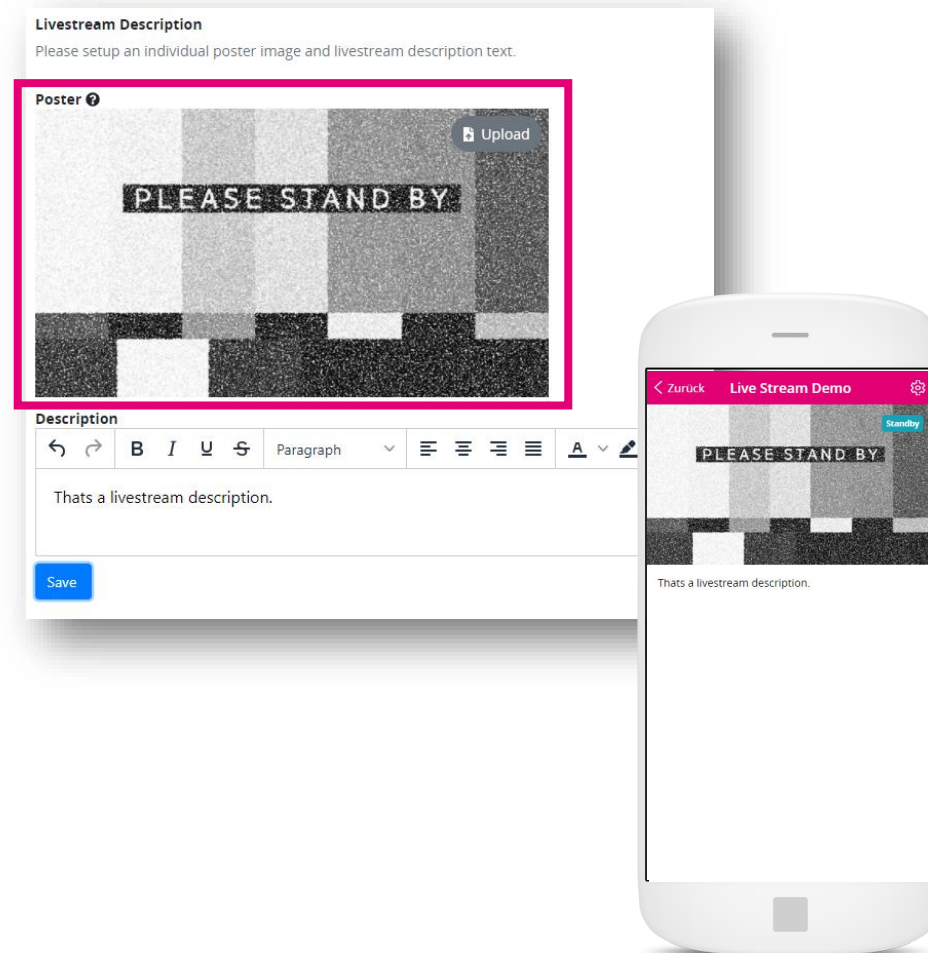
PROBLEM

If the live stream had not yet been started, editors could not store an individual video image that was displayed to users.

NEW FEATURE

Editors of the Live Plugin now have the option of storing a so-called **poster image**. This is displayed to users within the video player if no live stream is available yet.

In this way, editors can add information about the live stream not only via the description, but also to support it visually with an image.



02

IMPROVEMENTS

Redesign of the editor's view

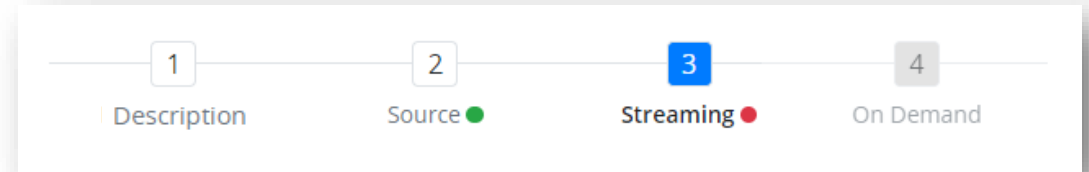
PROBLEM

Until now, the Live Plugin could only be used by technically experienced editors.

IMPROVEMENT

With the new feature of the webcam stream, we have also **redesigned the entire editor's view**. It is now intuitive to use.

The steps for creating a live stream are now clearly marked and the editor is guided through the process. **Starting with the filling of the meta data for the live stream, through the selection of the source to the control during the live stream and the subsequent editing of the on-demand recording, the status of the live stream is always visible throughout the life cycle of the stream.**



Livestream Description

Please setup an individual poster image and livestream description text.

Livestream Video Source

Please choose the video source for your livestream.

Controls

You can see see the status and preview of the livestream video and start and stop the livestream.

Cut the video

Here you can cut the beginning as well as the end of the recording. This effects the user view only.

Recording

You can download the video uncut as a file. You also have the option of deleting the video. This resets the livestream to its original state.



YOUR CONTACT



STEFAN SCHAFFRATH

Consultant Employee Experience

T-Systems Multimedia Solutions GmbH

 +49 351 28202281

 stefan.schaffrath@t-systems.com

 [Find me on LinkedIn](#)



TOBIAS LUDEWIG

Consultant Employee Experience

T-Systems Multimedia Solutions GmbH

 +49 351 28205774

 tobias.ludewig@t-systems.com

 [Find me on LinkedIn](#)



Visit our Employee Experience Store: <https://employee-experience-store.com/en/>



...or send us an e-mail: plugins@t-systems-mms.com